

---

**Situation Report # 477: COVID-19 / Situation Report # 477: COVID-19**


---

Thu, Jul 22, 2021 05:51 PM

5 attachments

477: COVID-19

# Situation Report # 477: Covid-19 / Situation Report n<sup>o</sup> 477: Covid-19

Ministry of Health | Health System Emergency Management Branch / Ministry of Health |  
Emergency Management Directorate for the Health System

July 22, 2021 / July 22, 2021

**Situation:**

| Case count as of July 22, 2021 / Number of cases on July 22, 2021 |                              |                       |                 |                       |
|-------------------------------------------------------------------|------------------------------|-----------------------|-----------------|-----------------------|
| Area / Region                                                     | Case count / Number of cases | Change from yesterday | Deaths / Deaths | Change from yesterday |
| Canada*                                                           | 1,424,715                    | + 495                 | 26 512          | + 4                   |
| Ontario **                                                        | 548,794                      | + 185                 | 9,307           | + 7                   |

\* Numbers from CHAP current as of 7 pm yesterday / Figures PHAC update at 19h yesterday.

\*\* Ontario current as of 3 pm yesterday / Ontario figures updated at 3pm yesterday.

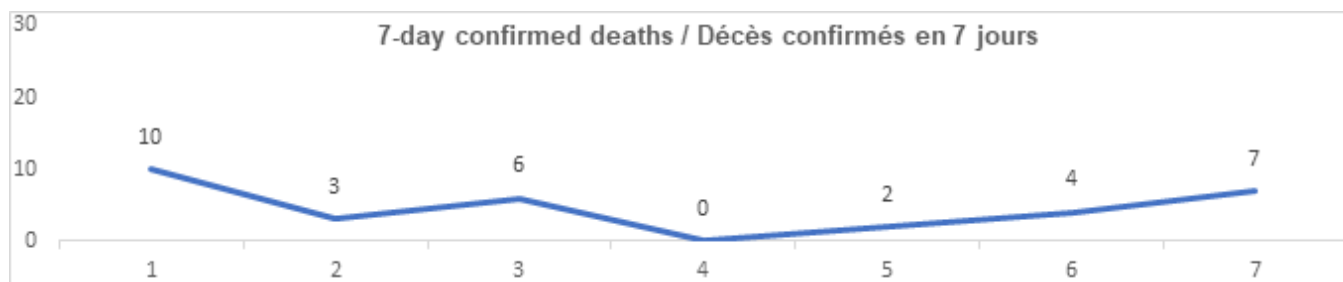
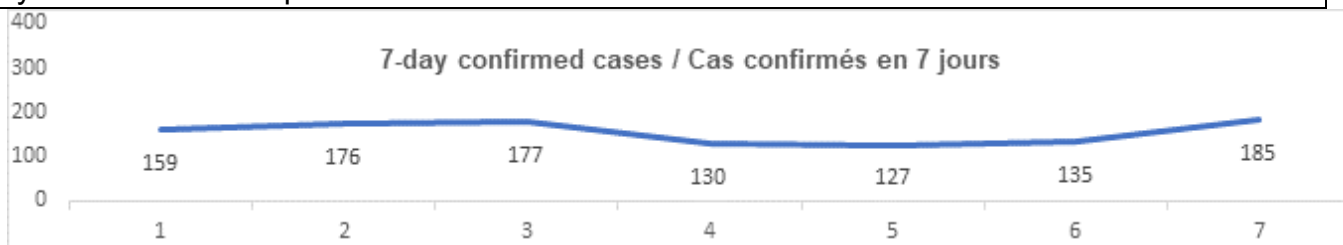
**Ontario:**

| Vaccination*                          | Vaccination                                | Yesterday / Yesterday |
|---------------------------------------|--------------------------------------------|-----------------------|
| Cumulative vaccine doses administered | Total number of vaccine doses administered | 18 604 169            |

| Confirmed Cases            | Confirmed cases                                    | Data Source / Data Source | Yesterday / Yesterday | 7-day% change / % change over 7 days |
|----------------------------|----------------------------------------------------|---------------------------|-----------------------|--------------------------------------|
| Cumulative Cases           | Cumulative number of cases                         | CCM / SPGCC               | 548,794               | 0%                                   |
| Health Sector Worker Cases | Number of cases among workers in the health sector | CCM / SPGCC               | 23 663                | 0%                                   |
| Cumulative Resolved        | Cumulative number of resolved cases                | CCM / SPGCC               | 538,124               | 0%                                   |
| Cumulative Deaths          | Nombre cumulatif de décès                          | CCM / SPGCC               | 9 307                 | 0%                                   |

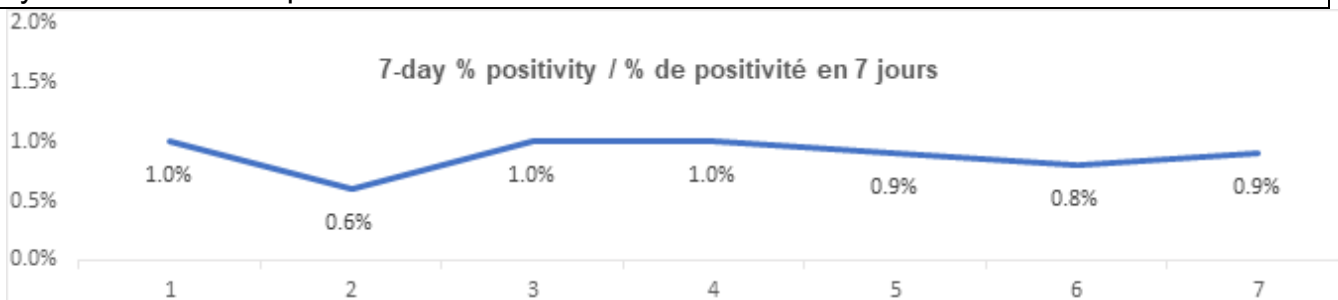
|                               |                                                        |                                                              |    |                                                              |
|-------------------------------|--------------------------------------------------------|--------------------------------------------------------------|----|--------------------------------------------------------------|
| Long-Term Care Home Residents | Nombre de décès de résidents des CSLD                  | <a href="#">Ontario.ca: Status of COVID-19 cases in LTCH</a> |    | <a href="#">Ontario.ca: État des cas de COVID-19 en FSLD</a> |
| Retirement Home Residents     | Nombre de décès de résidents des maisons de retraite   | <a href="#">RHRA Dashboard</a>                               |    | <a href="#">Tableau de bord de l'ORMR</a>                    |
| Health Sector Worker          | Nombre de décès de travailleurs du secteur de la santé | CCM / SPGCC                                                  | 18 | 0%                                                           |

Daily Count / Nombre quotidien



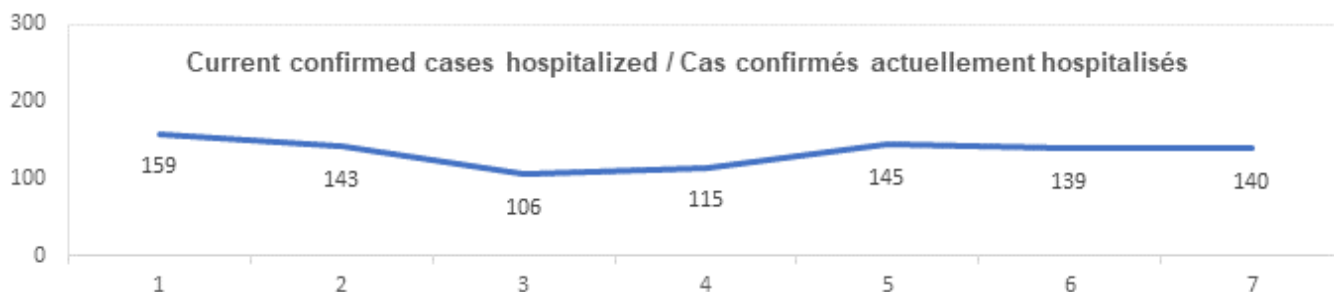
| Effective Reproduction Number (Rt)* and Confidence Interval | Taux de reproduction effectif (Re)* et intervalle de confiance | Data Source / Source des données | July 16, 2021 - July 22, 2021 / 16 juillet, 2021 - 22 juillet, 2021 | July 14, 2021 - July 20, 2021 / 14 juillet, 2021 - 20 juillet, 2021 |
|-------------------------------------------------------------|----------------------------------------------------------------|----------------------------------|---------------------------------------------------------------------|---------------------------------------------------------------------|
| Ontario                                                     | Ontario                                                        | PHO / SPO                        | 1.01 [0.95 - 1.07]                                                  | 0.97 [0.92 - 1.03]                                                  |
| North                                                       | Nord                                                           | PHO / SPO                        | 1.41 [1.10 - 1.78]                                                  | 1.51 [1.15 - 1.93]                                                  |
| Eastern                                                     | Est                                                            | PHO / SPO                        | 1.37 [1.02 - 1.80]                                                  | 1.04 [0.74 - 1.42]                                                  |

|                                |                                    |              |                       |                                          |
|--------------------------------|------------------------------------|--------------|-----------------------|------------------------------------------|
| Central East                   | Centre-Est                         | PHO /<br>SPO | 1.09 [0.95 -<br>1.23] | 0.93 [0.81 -<br>1.06]                    |
| Toronto                        | Toronto                            | PHO /<br>SPO | 1.12 [0.97 -<br>1.29] | 1.12 [0.97 -<br>1.28]                    |
| South West                     | Sud-Ouest                          | PHO /<br>SPO | 0.93 [0.81 -<br>1.05] | 1.00 [0.88 -<br>1.13]                    |
| Central West                   | Centre-Ouest                       | PHO /<br>SPO | 0.90 [0.80 -<br>1.00] | 0.86 [0.78 -<br>0.96]                    |
| <b>Testing</b>                 | <b>Dépistage</b>                   |              | Yesterday / Hier      | 7-day average /<br>Moyenne de 7<br>jours |
| Daily tests completed          | Dépistages<br>quotidiens effectués | NOC /<br>COR | 19 599                | 16 642                                   |
| % positivity                   | % de positivité                    | NOC /<br>COR | 0.9%                  | 0.9%                                     |
| Tests in process               | Analyses en cours                  | NOC /<br>COR | 7 380                 | 6 232                                    |
| Daily Count / Nombre quotidien |                                    |              |                       |                                          |



| <b>Acute Care</b>                                   | <b>Soins aigus</b>                                                                    | Data<br>Source /<br>Source<br>des<br>données | Yesterday / Hier | 7-day % change<br>/<br>% de<br>changement sur<br>7 jours |
|-----------------------------------------------------|---------------------------------------------------------------------------------------|----------------------------------------------|------------------|----------------------------------------------------------|
| Confirmed patients<br>hospitalized                  | Cas confirmés<br>hospitalisés                                                         | dBCS /<br>RqL                                | 140              | -15%                                                     |
| Cumulative<br>hospitalized health<br>sector workers | Nombre cumulatif de<br>travailleurs du<br>secteur de la santé<br>hospitalisés         | CCM /<br>SPGCC                               | 460              | 0%                                                       |
| Cumulative health<br>sector workers in ICU          | Nombre cumulatifs<br>de travailleurs du<br>secteur de la santé<br>aux soins intensifs | CCM /<br>SPGCC                               | 97               | 0%                                                       |
|                                                     |                                                                                       |                                              |                  | 7-day average /<br>Moyenne de 7<br>jours                 |
| Current vented                                      | Patients                                                                              | CCSO /                                       | 546              | 5                                                        |

|                                |                                                              |                      |    |    |
|--------------------------------|--------------------------------------------------------------|----------------------|----|----|
| patients (includes COVID+)     | actuellement branchés à un respirateur (incluent les COVID+) | SOSMP<br>C           |    | 29 |
| CRCI Vented                    | COVID+ sur respirateur                                       | CCSO /<br>SOSMP<br>C | 83 | 93 |
| Daily Count / Nombre quotidien |                                                              |                      |    |    |



| Active Outbreaks                                 | Éclosions actives                                    | Data Source / Source des données | Yesterday / Hier | 7-day average / Moyenne de 7 jours |
|--------------------------------------------------|------------------------------------------------------|----------------------------------|------------------|------------------------------------|
| <b>Congregate Care / Habitations collectives</b> |                                                      |                                  |                  |                                    |
| LTCH                                             | FLSD                                                 | CCM / SPGCC                      | 4                | 3                                  |
| RH                                               | MR                                                   | CCM / SPGCC                      | 0                | 0                                  |
| Hospital                                         | Hôpital                                              | CCM / SPGCC                      | 6                | 6                                  |
| <b>Congregate Living / Hébergement collectif</b> |                                                      |                                  |                  |                                    |
| Group Homes / Supportive Housing                 | Foyers de groupe / logement avec services de soutien | CCM / SPGCC                      | 5                | 5                                  |
| Shelter                                          | Refuge                                               | CCM / SPGCC                      | 1                | 3                                  |
| Correctional Facilities                          | Établissements correctionnels                        | CCM / SPGCC                      | 0                | 1                                  |
| Short-term Accommodation                         | Logement temporaire                                  | CCM / SPGCC                      | 0                | 1                                  |
| Other congregate                                 | Autre hébergement collectif                          | CCM / SPGCC                      | 1                | 1                                  |
| <b>Education / Éducation</b>                     |                                                      |                                  |                  |                                    |
| Childcare                                        | Garde d'enfants                                      | CCM / SPGCC                      | 5                | 4                                  |
| Elementary school                                | École élémentaire                                    | CCM /                            | 1                | 1                                  |

|                                     |                                                   | SPGCC       |    |    |
|-------------------------------------|---------------------------------------------------|-------------|----|----|
| Secondary school                    | École secondaire                                  | CCM / SPGCC | 0  | 0  |
| Elementary/Secondary school         | École élémentaire/secondaire                      | CCM / SPGCC | 0  | 0  |
| Post-Secondary                      | Postsecondaire                                    | CCM / SPGCC | 0  | 0  |
| <b>Workplaces / Lieu de travail</b> |                                                   |             |    |    |
| Farm                                | Exploitation agricole                             | CCM / SPGCC | 4  | 4  |
| Food Processing                     | Transformation alimentaire                        | CCM / SPGCC | 3  | 4  |
| Retail                              | Vente au détail                                   | CCM / SPGCC | 5  | 4  |
| Medical/Health Service              | Service médical / de santé                        | CCM / SPGCC | 2  | 1  |
| Other Workplace                     | Autre lieu de travail                             | CCM / SPGCC | 11 | 11 |
| <b>Recreational / Loisir</b>        |                                                   |             |    |    |
| Bar / Restaurant / Nightclub        | Bar / restaurant / boîte de nuit                  | CCM / SPGCC | 2  | 1  |
| Recreational Fitness                | Activités de conditionnement physique récréatives | CCM / SPGCC | 1  | 1  |
| Personal Service Setting            | Établissement de services personnels              | CCM / SPGCC | 0  | 0  |
| Other recreational setting          | Autre établissement de loisir                     | CCM / SPGCC | 4  | 3  |
| <b>Other / Autre</b>                |                                                   |             |    |    |
| Other                               | Autre                                             | CCM / SPGCC | 1  | 2  |
| Undefined                           | Indéfini                                          | CCM / SPGCC | 3  | 3  |

CCM = Provincial Case and Contact Management Solution; PHO = Public Health Ontario; NOC = COVID19 Provincial Diagnostic Network Operations Centre; CCSO = Critical Care Services Ontario; dBCS = Daily Bed Census; CRCI = COVID-Related Critical Illness (COVID-Related Critical Illness (CRCI) is defined as: Admission to the ICU because of a clinical syndrome consistent with COVID, AND the patient has had a positive test that is consistent with acute COVID illness. COVID+ is a sub-set of CRCI patients whose last COVID test was positive.)

\*Effective reproduction number (Rt) is updated twice weekly and not daily. Rt is not calculated for PHU Regions with case counts < 12 over the reporting period.

SPGCC= Système provincial de gestion des cas et des contacts; SPO = Santé publique Ontario; COR = Centre des opérations du réseau provincial de diagnostic de la COVID-19; SOSMPC = Services ontariens des soins aux malades en phase critique; RqL = Recensement quotidien des lits; MGLC = maladie grave liée à la COVID-19 (une maladie grave liée à la COVID-19 s'entend d'une maladie entraînant l'admission aux soins intensifs en raison d'un syndrome clinique correspondant à la COVID-19, ET le résultat du dépistage concorde avec une COVID-19 active. COVID+ est une série secondaire de patients dont le dernier dépistage de la COVID a été positif.)

\*Le taux de reproduction effectif (Re) est mis à jour deux fois par semaine et non pas quotidiennement. Le Re n'est pas calculé pour les régions desservies par les BSP enregistrant < 12 cas pendant la période visée par le rapport.

Data are provided in English format / Le format des chiffres est le format anglo-saxon

**Looking for more information?**

- For more information about cases and deaths in Ontario over the course of this pandemic, and for breakdowns by region, age, and sex, please view the [Government of Ontario website](#) or the [Ontario COVID-19 Data Tool](#) by Public Health Ontario.
- Please visit the ministry website for sector-specific [guidance](#) and [directives, memorandums and other resources](#).

**Vous cherchez d'autres renseignements?**

- Pour obtenir d'autres renseignements sur les cas et les décès en Ontario pendant cette pandémie, et pour connaître la répartition par région, âge et sexe, consultez [le site Web du gouvernement de l'Ontario](#) ou [l'Outil de données de l'Ontario sur la COVID-19](#) publié par Santé publique Ontario.
- Consultez le site Web du Ministère pour obtenir le [document d'orientation](#) ainsi que les [directives, notes de service et autres ressources](#) particulières au secteur.



If you have received this e-mail in error, please contact the sender and delete all copies.  
Opinions, conclusions or other information contained in this e-mail may not be that of the organization.

If you have received this message in error, please contact the sender and delete all copies.  
The opinions, conclusions or other information contained in this post are not necessarily those of the organization.