

Zimbra

pgbatten@rnao.ca

**Situation Report # 461: COVID-19 / Situation Report # 461: COVID-19**

Tue, Jun 29, 2021 09:55 PM

5 attachments

**Subject:** Situation Report # 461: COVID-19 / Situation Report # 461: COVID-19**Situation Report # 461: Covid-19 / Situation Report n<sup>o</sup> 461: Covid-19**

Ministry of Health | Health System Emergency Management Branch / Ministry of Health | Emergency Management Directorate for the Health System

June 29, 2021 / June 29, 2021

**Situation:**

Case count as of June 29, 2021 / Number of cases on June 29, 2021				
Area / Region	Case count / Number of cases	Change from yesterday	Deaths / Deaths	Change from yesterday
<b>Canada*</b>	1,414,134	+ 931	26 238	+ 11
<b>Ontario **</b>	544,713	+ 299	9,154	+ 25

\* Numbers from CHAP current as of 7 pm yesterday / Figures PHAC update at 19h yesterday.

\*\* Ontario current as of 3 pm yesterday / Ontario figures updated at 3pm yesterday. About 90 cases from 2020

have been included in Toronto Public Health's case count today due to a data review and data cleaning

initiative. / Approximately 90 cases from the year 2020 have been added to the Toronto Health Unit case count

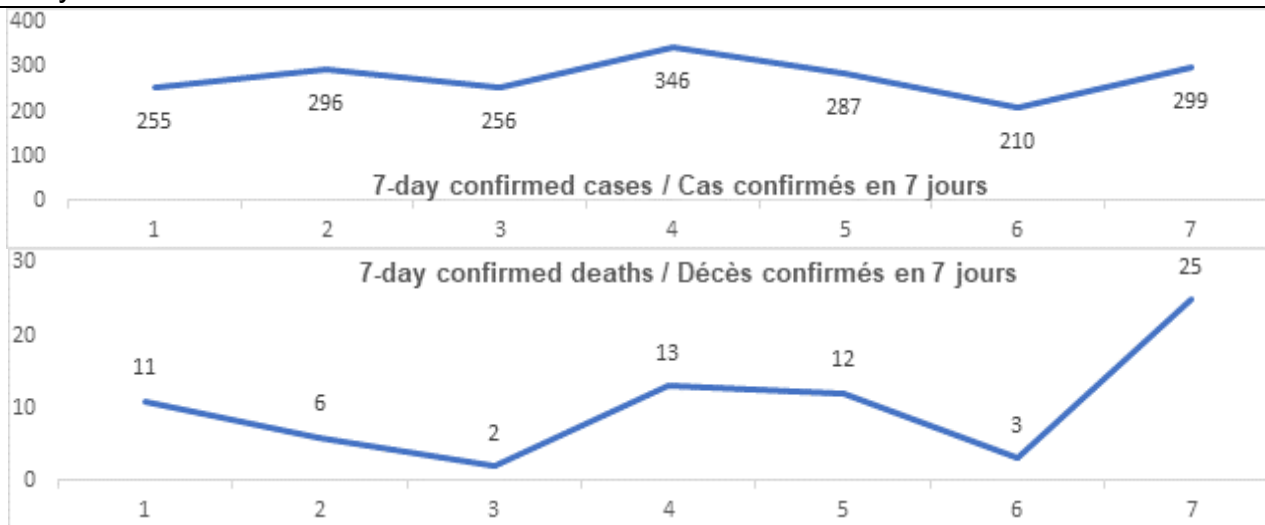
following a data review and data cleansing initiative

**Ontario:**

Vaccination*	Vaccination	Yesterday / Yesterday
Cumulative vaccine doses administered	Total number of vaccine doses administered	14 472 741

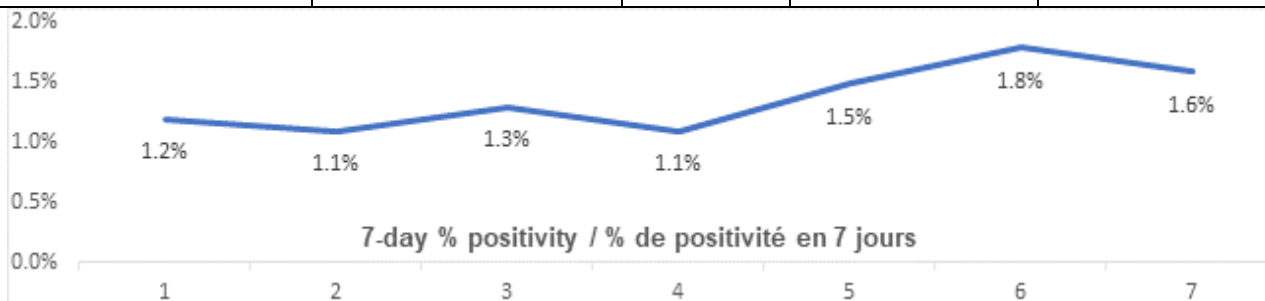
Confirmed Cases	Confirmed cases	Data Source / Data Source	Yesterday / Yesterday	7-day% change / % change over 7 days
Cumulative Cases	Cumulative number	CCM /	544,713	0%

Health Sector Worker Cases	of cases Number of cases among workers in the health sector	SPGCC CCM / SPGCC	23,527	0%
Cumulative Resolved	Cumulative number of resolved cases	CCM / SPGCC	533,150	1%
Cumulative Deaths	Cumulative number of deaths	CCM / SPGCC	9,154	1%
Long-Term Care Home Residents	Number of deaths of residents of long-term care facilities	<a href="#">Ontario.ca: Status of COVID-19 cases in LTCH</a>		<a href="#">Ontario.ca: Status of COVID-19 cases in LTCH</a>
Retirement Home Residents	Number of deaths of residents of retirement homes	<a href="#">RHRA Dashboard</a>		<a href="#">ORMR Dashboard</a>
Health Sector Worker	Number of deaths of health workers	CCM / SPGCC	18	0%
<b>Daily Count</b>				



<b>Effective Reproduction</b>	<b>Taux de reproduction</b>	Data Source /	June 23, 2021 - June 29,	June 18, 2021 - June 24,
-------------------------------	-----------------------------	---------------	--------------------------	--------------------------

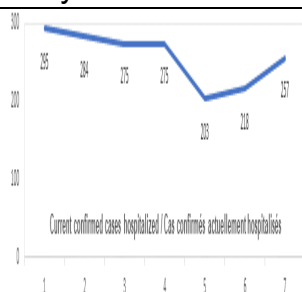
<b>Number (Rt) * and Confidence Interval</b>	<b>effectif (Re)* et intervalle de confiance</b>	Source des données	2021 / 23 juin, 2021 - 29 juin, 2021	2021 / 18 juin, 2021 - 24 juin, 2021
Ontario	Ontario	PHO / SPO	0.90 [0.86 - 0.94]	0.80 [0.77 - 0.84]
North	Nord	PHO / SPO	0.91 [0.78 - 1.05]	0.76 [0.66 - 0.88]
Eastern	Est	PHO / SPO	0.70 [0.57 - 0.86]	0.72 [0.61 - 0.85]
Central East	Centre-Est	PHO / SPO	0.72 [0.64 - 0.79]	0.70 [0.64 - 0.76]
Toronto	Toronto	PHO / SPO	0.85 [0.76 - 0.95]	0.79 [0.71 - 0.87]
South West	Sud-Ouest	PHO / SPO	1.36 [1.21 - 1.52]	0.81 [0.70 - 0.93]
Central West	Centre-Ouest	PHO / SPO	0.95 [0.88 - 1.03]	0.93 [0.86 - 1.00]
<b>Testing</b>	<b>Dépistage</b>		Yesterday / Hier	7-day average / Moyenne de 7 jours
Daily tests completed	Dépistages quotidiens effectués	NOC / COR	28 306	24 138
% positivity	% de positivité	NOC / COR	1.6%	1.4%
Tests in process	Analyses en cours	NOC / COR	11 990	9 403



Daily Count / Nombre quotidien

<b>Acute Care</b>	<b>Soins aigus</b>	Data Source / Source des données	Yesterday / Hier	7-day % change / % de changement sur 7 jours
Confirmed patients	Cas confirmés	dBCS /	257	-23%

hospitalized Cumulative hospitalized health sector workers	hospitalisés Nombre cumulatif de travailleurs du secteur de la santé hospitalisés	RqL  CCM / SPGCC	456	0%
Cumulative health sector workers in ICU	Nombre cumulatifs de travailleurs du secteur de la santé aux soins intensifs	CCM / SPGCC	97	0%
				7-day average / Moyenne de 7 jours
Current vented patients (includes COVID+)	Patients actuellement branchés à un respirateur (incluent les COVID+)	CCSO / SOSMP C	602	6 13
CRCI Vented	COVID+ sur respirateur	CCSO / SOSMP C	182	1 89
<b>Daily Count / Nombre quotidien</b>				



Active Outbreaks	Éclosions actives	Data Source / Source des données	Yesterday / Hier	7-day average / Moyenne de 7 jours
<b>Congregate Care / Habitations collectives</b>				
LTCH	FLSD	CCM / SPGCC	5	7
RH	MR	CCM / SPGCC	1	2
Hospital	Hôpital	CCM / SPGCC	5	6

<b>Congregate Living / Hébergement collectif</b>				
Group Homes / Supportive Housing	Foyers de groupe / logement avec services de soutien	CCM / SPGCC	3	5
Shelter	Refuge	CCM / SPGCC	6	6
Correctional Facilities	Établissements correctionnels	CCM / SPGCC	4	5
Short-term Accommodation	Logement temporaire	CCM / SPGCC	2	2
Other congregate	Autre hébergement collectif	CCM / SPGCC	5	5
<b>Education / Éducation</b>				
Childcare	Garde d'enfants	CCM / SPGCC	14	13
Elementary school	École élémentaire	CCM / SPGCC	1	1
Secondary school	École secondaire	CCM / SPGCC	1	0
Elementary/Secondary school	École élémentaire/secondaire	CCM / SPGCC	0	0
Post-Secondary	Postsecondaire	CCM / SPGCC	3	3
<b>Workplaces / Lieu de travail</b>				
Farm	Exploitation agricole	CCM / SPGCC	2	2
Food Processing	Transformation alimentaire	CCM / SPGCC	2	2
Retail	Vente au détail	CCM / SPGCC	5	6
Medical/Health Service	Service médical / de santé	CCM / SPGCC	1	1
Other Workplace	Autre lieu de travail	CCM / SPGCC	33	37
<b>Recreational / Loisir</b>				
Bar / Restaurant / Nightclub	Bar / restaurant / boîte de nuit	CCM / SPGCC	4	6
Recreational Fitness	Activités de conditionnement physique récréatives	CCM / SPGCC	0	0
Personal Service Setting	Établissement de services personnels	CCM / SPGCC	0	0
Other recreational setting	Autre établissement de loisir	CCM / SPGCC	6	6
<b>Other / Autre</b>				
Other	Autre	CCM / SPGCC	3	1

Undefined	Indéfini	CCM / SPGCC	2	1
-----------	----------	----------------	---	---

CCM = Provincial Case and Contact Management Solution; PHO = Public Health Ontario; NOC = COVID19 Provincial Diagnostic Network Operations Centre; CCSO = Critical Care Services Ontario; dBCS = Daily Bed Census; CRCI = COVID-Related Critical Illness (COVID-Related Critical Illness (CRCI) is defined as: Admission to the ICU because of a clinical syndrome consistent with COVID, AND the patient has had a positive test that is consistent with acute COVID illness. COVID+ is a sub-set of CRCI patients whose last COVID test was positive.)

\*Effective reproduction number (Rt) is updated twice weekly and not daily. Rt is not calculated for PHU Regions with case counts < 12 over the reporting period.

SPGCC= Système provincial de gestion des cas et des contacts; SPO = Santé publique Ontario; COR = Centre des opérations du réseau provincial de diagnostic de la COVID-19; SOSMPC = Services ontariens des soins aux malades en phase critique; RqL = Recensement quotidien des lits; MGLC = maladie grave liée à la COVID-19 ( une maladie grave liée à la COVID-19 s'entend d'une maladie entraînant l'admission aux soins intensifs en raison d'un syndrome clinique correspondant à la COVID-19, ET le résultat du dépistage concorde avec une COVID-19 active. COVID+ est une série secondaire de patients dont le dernier dépistage de la COVID a été positif.)

\*Le taux de reproduction effectif (Re) est mis à jour deux fois par semaine et non pas quotidiennement. Le Re n'est pas calculé pour les régions desservies par les BSP enregistrant < 12 cas pendant la période visée par le rapport.

Data are provided in English format / Le format des chiffres est le format anglo-saxon

## Looking for more information?

- For more information about cases and deaths in Ontario over the course of this pandemic, and for breakdowns by region, age, and sex, please view the [Government of Ontario website](#) or the [Ontario COVID-19 Data Tool](#) by Public Health Ontario.
- Please visit the ministry website for sector-specific [guidance](#) and [directives, memorandums and other resources](#).

## Vous cherchez d'autres renseignements?

- Pour obtenir d'autres renseignements sur les cas et les décès en Ontario pendant cette pandémie, et pour connaître la répartition par région, âge et sexe, consultez [le site Web du gouvernement de l'Ontario](#) ou [l'Outil de données de l'Ontario sur la COVID-19](#) publié par Santé publique Ontario.
- Consultez le site Web du Ministère pour obtenir le [document d'orientation](#) ainsi que les [directives, notes de service et autres ressources](#) particulières au secteur.



If you have received this e-mail in error, please contact the sender and delete all copies. Opinions, conclusions or other information contained in this e-mail may not be that of the organization.

If you have received this message in error, please contact the sender and delete all copies. The opinions, conclusions or other information contained in this post are not necessarily those of the organization.

