

Zimbra

pgbatten@rnao.ca

Situation Report # 346: COVID-19 / Situation Report # 346: COVID-19

Fri, Jan 15, 2021 06:03 PM

Subject: Situation Report # 346: COVID-19 / Situation Report # 346: COVID-19

5 attachments

**Please note we are no longer issuing a Situation Report on weekends.
Please note that we now do not publish Situation Reports on weekends.**

Situation Report # 34 6 : Covid-19 / Situation Report n^o 34 6 : 19-Covid

Ministry of Health | Health System Emergency Management Branch / Ministry of Health |
Emergency Management Directorate for the Health System

January 15 , 2021/1 January 5 , 2021

Situation:

Case count as of January 15, 2021 / Number of cases on January 15, 2021				
Area / Region	Case count / Number of cases	Change from yesterday / Change from yesterday	Deaths / Deaths	Change from yesterday / Change from yesterday
Canada*	688,891	+7 563	17,538	+ 155
Ontario **	231,308	+ 2 998	5 289	+ 100

* Numbers from PHAC current as of 7 pm yesterday / Figures from PHAC updated at 7pm yesterday.

** Ontario current as of 3 pm yesterday / Ontario figures updated at 3pm yesterday.

Ontario:

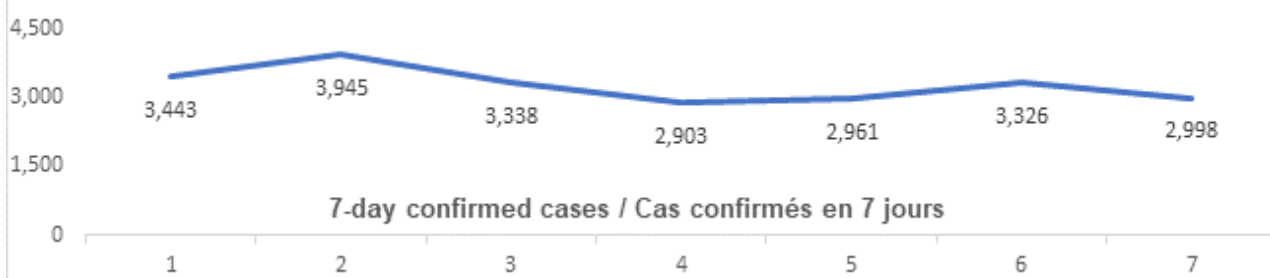
Vaccination*	Vaccination	Total (cumulative) / Total (cumulative)
Cumulative vaccine doses administered	Total number of vaccine doses administered	186 839

* Total counts as of 4 pm today.

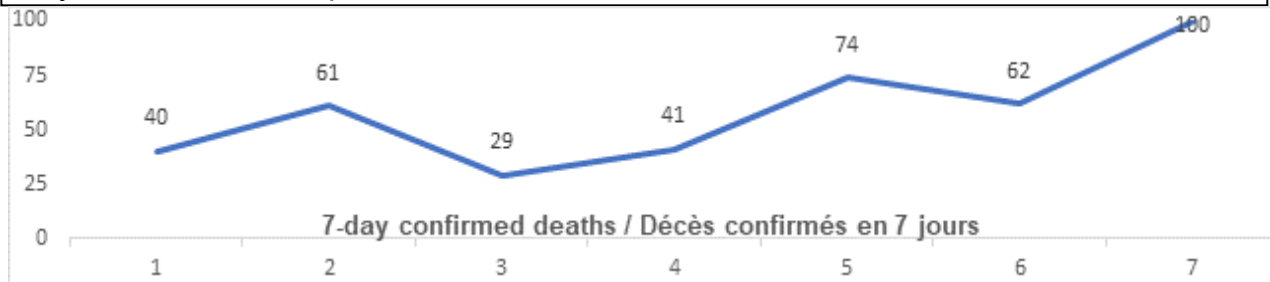
Confirmed Cases	Confirmed cases	Data Source / Data Source	Yesterday / Yesterday	7-day% change / % change over 7 days

Cumulative Cases	Cumulative number of cases	CCM / SPGCC	231,308	11%
Health Sector Worker Cases	Number of cases among workers in the health sector	CCM / SPGCC	14 936	9%
Cumulative Resolved	Cumulative number of resolved cases	CCM / SPGCC	197 194	12%
Cumulative Deaths	Cumulative number of deaths	CCM / SPGCC	5 289	8%
Long-Term Care Home Residents	Number of deaths of long-term care residents	Ontario.ca: Status of COVID-19 cases in LTCH		Ontario.ca: Status of COVID-19 cases in LTCH
Retirement Home Residents	Number of deaths of residents of retirement homes	RHRA Dashboard		ORMR Dashboard
Health Sector Worker	Number of deaths of health workers	CCM / SPGCC	15	-6% *

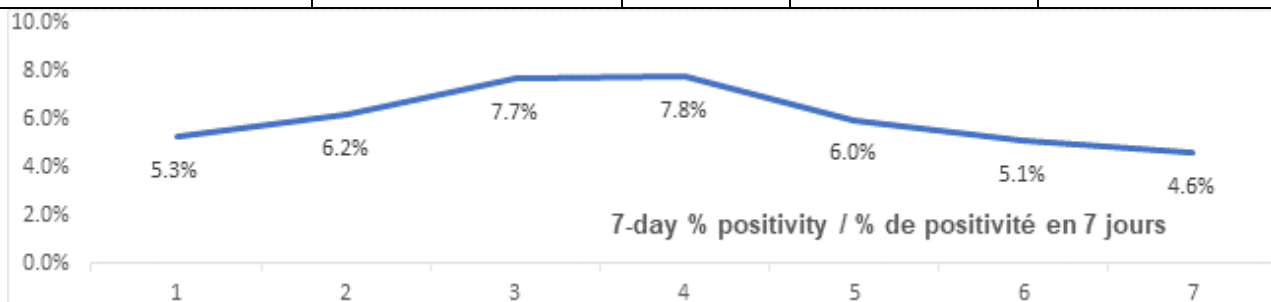
* Toronto Public Health data remediation corrected previously incorrect flags for health care workers



Daily Count / Nombre quotidien



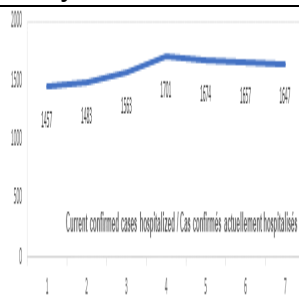
Effective Reproduction Number (Rt)* and Confidence Interval	Taux de reproduction effectif (Re)* et intervalle de confiance	Data Source / Source des données	January 8, 2021 - January 14, 2021 / 8 janvier, 2021 - 14 janvier, 2021	January 6, 2021 - January 12, 2021 / 6 janvier, 2021 - 12 janvier, 2021
Ontario	Ontario	PHO / SPO	1.01 [1.00 - 1.03]	1.08 [1.06 - 1.09]
North	Nord	PHO / SPO	1.02 [0.90 - 1.16]	1.38 [1.23 - 1.55]
Eastern	Est	PHO / SPO	1.01 [0.96 - 1.07]	1.10 [1.04 - 1.16]
Central East	Centre-Est	PHO / SPO	0.97 [0.95 - 1.00]	1.02 [1.00 - 1.05]
Toronto	Toronto	PHO / SPO	1.06 [1.03 - 1.08]	1.14 [1.12 - 1.17]
South West	Sud-Ouest	PHO / SPO	1.05 [1.02 - 1.09]	1.02 [0.99 - 1.06]
Central West	Centre-Ouest	PHO / SPO	0.99 [0.96 - 1.02]	1.09 [1.06 - 1.12]
Testing	Dépistage		Yesterday / Hier	7-day average / Moyenne de 7 jours
Daily tests completed	Dépistages quotidiens effectués	NOC / COR	76 472	60 712
% positivity	% de positivité	NOC / COR	4.6%	6.1%
Tests in process	Analyses en cours	NOC / COR	63 728	52 064



Daily Count / Nombre quotidien

Acute Care	Soins aigus	Data Source / Source	Yesterday / Hier	7-day % change / % de

		des données		changement sur 7 jours
Confirmed patients hospitalized	Cas confirmés hospitalisés	dBCS / RqL	1647	14%
Cumulative hospitalized health sector workers	Nombre cumulatif de travailleurs du secteur de la santé hospitalisés	CCM / SPGCC	326	3%
Cumulative health sector workers in ICU	Nombre cumulatifs de travailleurs du secteur de la santé aux soins intensifs	CCM / SPGCC	72	1%
				7-day average / Moyenne de 7 jours
Current vented patients (includes COVID+)	Patients actuellement branchés à un respirateur (incluent les COVID+)	CCSO / SOSMP C	774	7 47
CRCI Vented	COVID+ sur respirateur	CCSO / SOSMP C	292	2 79
Daily Count / Nombre quotidien				



Active Outbreaks	Éclosions actives	Data Source / Source des données	Yesterday / Hier	7-day average / Moyenne de 7 jours
Congregate Care / Habitations collectives				
LTCH	FLSD	CCM / SPGCC	250	253
RH	MR	CCM /	163	160

		SPGCC		
Hospital	Hôpital	CCM / SPGCC	93	84
Congregate Living / Hébergement collectif				
Group Homes / Supportive Housing	Foyers de groupe / logement avec services de soutien	CCM / SPGCC	86	83
Shelter	Refuge	CCM / SPGCC	15	14
Correctional Facilities	Établissements correctionnels	CCM / SPGCC	7	7
Short-term Accommodation	Logement temporaire	CCM / SPGCC	1	0
Other congregate	Autre hébergement collectif	CCM / SPGCC	18	14
Education / Éducation				
Childcare	Garde d'enfants	CCM / SPGCC	52	51
Elementary school	École élémentaire	CCM / SPGCC	31	36
Secondary school	École secondaire	CCM / SPGCC	16	18
Elementary/Second ary school	École élémentaire/second aire	CCM / SPGCC	4	4
Post-Secondary	Postsecondaire	CCM / SPGCC	5	4
Workplaces / Lieu de travail				
Farm	Exploitation agricole	CCM / SPGCC	19	15
Food Processing	Transformation alimentaire	CCM / SPGCC	20	21
Retail	Vente au détail	CCM / SPGCC	44	45
Medical/Health Service	Service médical / de santé	CCM / SPGCC	17	13
Other Workplace	Autre lieu de travail	CCM / SPGCC	149	147
Recreational / Loisir				
Bar / Restaurant / Nightclub	Bar / restaurant / boîte de nuit	CCM / SPGCC	20	21
Recreational Fitness	Activités de conditionnement physique récréatives	CCM / SPGCC	7	9
Personal Service Setting	Établissement de services personnels	CCM / SPGCC	3	2
Other recreational setting	Autre établissement de loisir	CCM / SPGCC	23	25

Other / Autre				
Other	Autre	CCM / SPGCC	8	15
Undefined	Indéfini	CCM / SPGCC	4	8

CCM = Provincial Case and Contact Management Solution; PHO = Public Health Ontario; NOC = COVID19 Provincial Diagnostic Network Operations Centre; CCSO = Critical Care Services Ontario; dBCS = Daily Bed Census; CRCI = COVID-Related Critical Illness (COVID-Related Critical Illness (CRCI) is defined as: Admission to the ICU because of a clinical syndrome consistent with COVID, AND the patient has had a positive test that is consistent with acute COVID illness. COVID+ is a sub-set of CRCI patients whose last COVID test was positive.)

*Effective reproduction number (Rt) is updated twice weekly and not daily. Rt is not calculated for PHU Regions with case counts < 12 over the reporting period.

SPGCC= Système provincial de gestion des cas et des contacts; SPO = Santé publique Ontario; COR = Centre des opérations du réseau provincial de diagnostic de la COVID-19; SOSMPC = Services ontariens des soins aux malades en phase critique; RqL = Recensement quotidien des lits; MGLC = maladie grave liée à la COVID-19 (une maladie grave liée à la COVID-19 s'entend d'une maladie entraînant l'admission aux soins intensifs en raison d'un syndrome clinique correspondant à la COVID-19, ET le résultat du dépistage concorde avec une COVID-19 active. COVID+ est une série secondaire de patients dont le dernier dépistage de la COVID a été positif.)

*Le taux de reproduction effectif (Re) est mis à jour deux fois par semaine et non pas quotidiennement. Le Re n'est pas calculé pour les régions desservies par les BSP enregistrant < 12 cas pendant la période visée par le rapport.

Data are provided in English format / Le format des chiffres est le format anglo-saxon

Looking for more information?

- For more information about cases and deaths in Ontario over the course of this pandemic, and for breakdowns by region, age, and sex, please view the [Government of Ontario website](#) or the [Ontario COVID-19 Data Tool](#) by Public Health Ontario.
- Please visit the ministry website for [sector-specific guidance and directives](#), [memorandums](#) and [other resources](#).

Vous cherchez d'autres renseignements?

- Pour obtenir d'autres renseignements sur les cas et les décès en Ontario pendant cette pandémie, et pour connaître la répartition par région, âge et sexe, consultez [le site Web du gouvernement de l'Ontario](#) ou [l'Outil de données de l'Ontario sur la COVID-19](#) publié par Santé publique Ontario.
- Consultez le site Web du Ministère pour obtenir le [document d'orientation](#) ainsi que les [directives](#), [notes de service](#) et [autres ressources](#) particulières au secteur.



If you have received this e-mail in error, please contact the sender and delete all copies.
Opinions, conclusions or other information contained in this e-mail may not be that of the organization.

If you have received this message in error, please contact the sender and delete all copies.
The opinions, conclusions or other information contained in this post are not necessarily those of the organization.
