

Zimbra

pgbatten@rnao.ca

Situation Report # 336: COVID-19 / Situation Report # 336: COVID-19

Thu, Dec 31, 2020 02:21 PM

6 attachments

Subject: Situation Report # 336: COVID-19 / Situation Report # 336: COVID-19

Happy New Year! Please note that there will be no Situation Report on January 1, 2, and 3. The Situation Report will resume on January 4, 2021.

Happy New Year! Please note that there will be no Status Report on January 1, 2, and 3. The Situation Report will resume on January 4, 2021.

Situation Report # 336: Covid-19 / Situation Report n^o 336: Covid-19

Ministry of Health | Health System Emergency Management Branch / Ministry of Health | Emergency Management Directorate for the Health System

December 31, 2020 / December 31, 2020

Situation:

Case count as of December 31, 2020 / Number of cases on December 31, 2020				
Area / Region	Case count / Number of cases	Change from yesterday / Change from yesterday	Deaths / Deaths	Change from yesterday / Change from yesterday
Canada*	572,982	+ 7 476	15,472	+ 94
Ontario **	182,159	+ 3 328	4,530	+ 56

* Numbers from PHAC current as of 7 pm yesterday / Figures from PHAC updated at 7pm yesterday.

** Ontario current as of 3 pm yesterday / Ontario figures updated at 3pm yesterday.

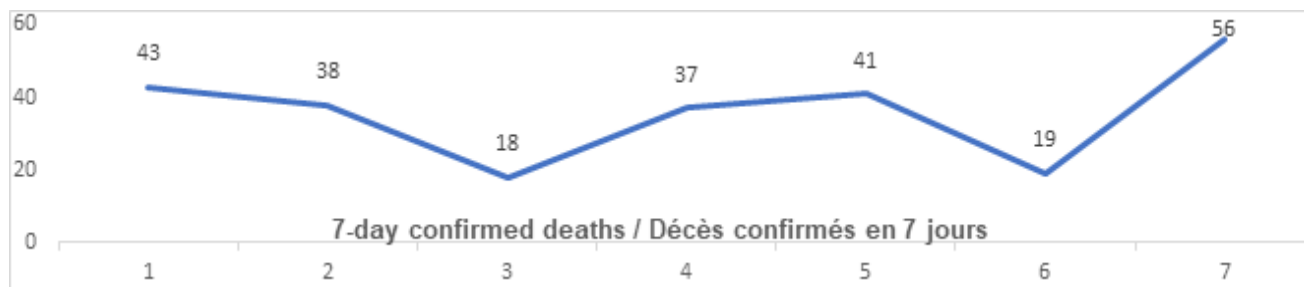
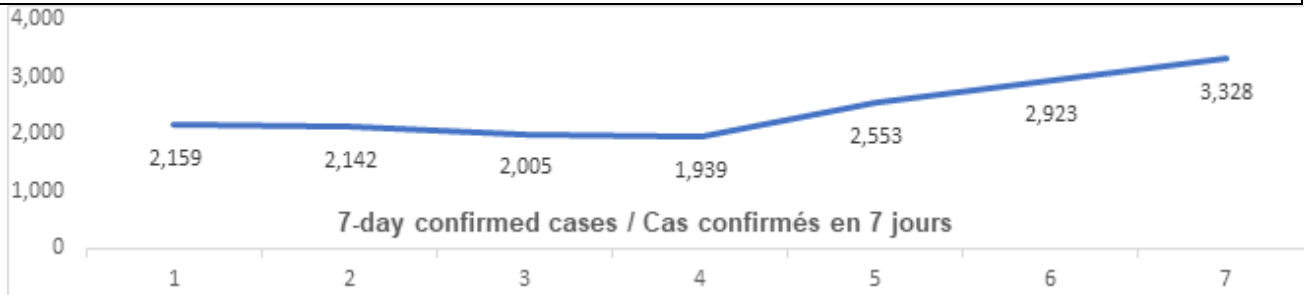
Ontario:

Vaccination*	Vaccination	Total (cumulative) / Total (cumulative)
Vaccination sites	Vaccination sites	19
Cumulative vaccine doses administered	Total number of vaccine doses administered	25 823

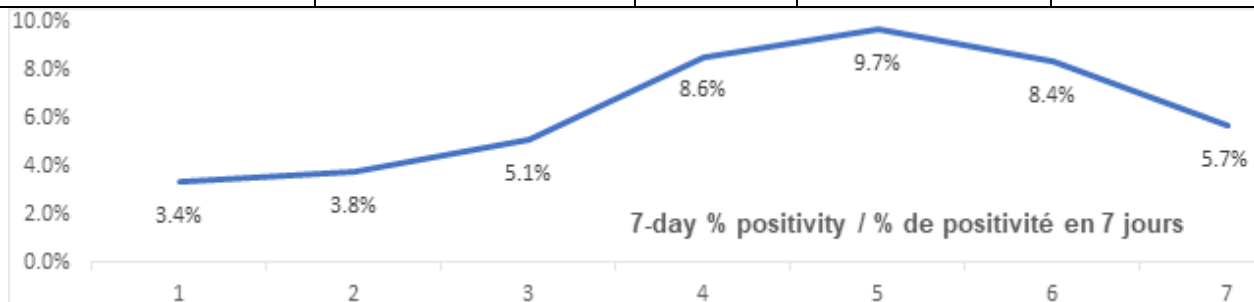
* Total counts as of 12 pm today.

Confirmed Cases	Confirmed cases	Data Source / Data Source	Yesterday / Yesterday	7-day% change / % change over 7 days
Cumulative Cases	Cumulative number of cases	CCM / SPGCC	182,159	10%
Health Sector Worker Cases	Number of cases among workers in the health sector	CCM / SPGCC	12 828	7%
Cumulative Resolved	Cumulative number of resolved cases	CCM / SPGCC	156,012	11%
Cumulative Deaths	Cumulative number of deaths	CCM / SPGCC	4,530	6%
Long-Term Care Home Residents	Number of deaths of long-term care residents	Ontario.ca: Status of COVID-19 cases in LTCH		Ontario.ca: Status of COVID-19 cases in LTCH
Retirement Home Residents	Number of deaths of residents of retirement homes	RHRA Dashboard		ORMR Dashboard
Health Sector Workers	Nombre de décès de travailleurs du secteur de la santé	CCM / SPGCC	15	0%

Daily Count / Nombre quotidien



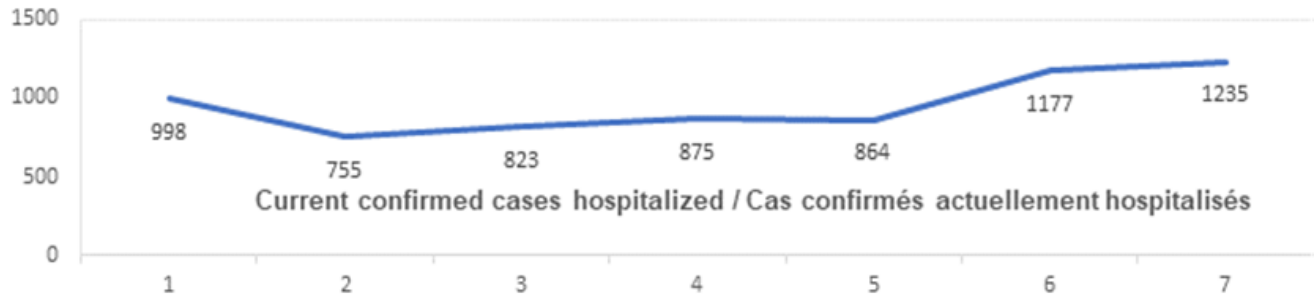
Effective Reproduction Number (Rt)* and Confidence Interval	Taux de reproduction effectif (Re)* et intervalle de confiance	Data Source / Source des données	December 23, 2020 - December 29, 2020 / 23 decembre, 2020 - 29 decembre, 2020	December 18, 2020 - December 24, 2020 / 18 decembre, 2020 - 24 decembre, 2020
Ontario	Ontario	PHO / SPO	1 [0.98 - 1.01]	1.08 [1.06 - 1.1]
North	Nord	PHO / SPO	1 [0.84 - 1.17]	1.48 [1.26 - 1.72]
Eastern	Est	PHO / SPO	1.11 [1.03 - 1.2]	0.93 [0.86 - 1.01]
Central East	Centre-Est	PHO / SPO	0.94 [0.91 - 0.96]	1.06 [1.03 - 1.09]
Toronto	Toronto	PHO / SPO	1.01 [0.98 - 1.04]	1.04 [1.01 - 1.07]
South West	Sud-Ouest	PHO / SPO	1.05 [1.01 - 1.09]	1.23 [1.18 - 1.29]
Central West	Centre-Ouest	PHO / SPO	1.04 [1 - 1.07]	1.1 [1.06 - 1.14]
Testing	Dépistage		Yesterday / Hier	7-day average / Moyenne de 7 jours
Daily tests completed	Dépistages quotidiens effectués	NOC / COR	63 858	47 072
% positivity	% de positivité	NOC / COR	5.7%	6.4%
Tests in process	Analyses en cours	NOC / COR	72 283	45 215



Daily Count / Nombre quotidien

Acute Care	Soins aigus	Data	Yesterday /	7-day %
-------------------	--------------------	-------------	--------------------	----------------

		Source / Source des données	Hier	change / % de changement sur 7 jours
Confirmed patients hospitalized	Cas confirmés hospitalisés	dBCS / RqL	1235	28%
Cumulative hospitalized health sector workers	Nombre cumulatif de travailleurs du secteur de la santé hospitalisés	CCM / SPGCC	306	3%
Cumulative health sector workers in ICU	Nombre cumulatifs de travailleurs du secteur de la santé aux soins intensifs	CCM / SPGCC	69	5%
				7-day average / Moyenne de 7 jours
Current vented patients (includes COVID+)	Patients actuellement branchés à un respirateur (incluent les COVID+)	CCSO / SOSMP C	662	6 41
CRCI Vented	COVID+ sur respirateur	CCSO / SOSMP C	219	2 05
Daily Count / Nombre quotidien				



Active Outbreaks	Éclosions actives	Data Source / Source des données	Yesterday / Hier	7-day average / Moyenne de 7 jours
Congregate Care / Habitations collectives				
LTCH	FLSD	CCM / SPGCC	204	191
RH	MR	CCM / SPGCC	109	104

Hospital	Hôpital	CCM / SPGCC	53	53
Congregate Living / Hébergement collectif				
Group Homes / Supportive Housing	Foyers de groupe / logement avec services de soutien	CCM / SPGCC	69	61
Shelter	Refuge	CCM / SPGCC	13	11
Correctional Facilities	Établissements correctionnels	CCM / SPGCC	8	8
Short-term Accommodation	Logement temporaire	CCM / SPGCC	0	0
Other congregate	Autre hébergement collectif	CCM / SPGCC	12	13
Education / Éducation				
Childcare	Garde d'enfants	CCM / SPGCC	59	55
Elementary school	École élémentaire	CCM / SPGCC	85	94
Secondary school	École secondaire	CCM / SPGCC	32	37
Elementary/Secondary school	École élémentaire/secondaire	CCM / SPGCC	7	6
Post-Secondary	Postsecondaire	CCM / SPGCC	3	4
Workplaces / Lieu de travail				
Farm	Exploitation agricole	CCM / SPGCC	10	10
Food Processing	Transformation alimentaire	CCM / SPGCC	23	27
Retail	Vente au détail	CCM / SPGCC	34	37
Medical/Health Service	Service médical / de santé	CCM / SPGCC	11	10
Other Workplace	Autre lieu de travail	CCM / SPGCC	150	159
Recreational / Loisir				
Bar / Restaurant / Nightclub	Bar / restaurant / boîte de nuit	CCM / SPGCC	20	18
Recreational Fitness	Activités de conditionnement physique récréatives	CCM / SPGCC	10	10
Personal Service Setting	Établissement de services personnels	CCM / SPGCC	2	2
Other recreational setting	Autre établissement de loisir	CCM / SPGCC	20	21
Other / Autre				
Other	Autre	CCM / SPGCC	32	20
Undefined	Indéfini	CCM /	13	11

CCM = Provincial Case and Contact Management Solution; PHO = Public Health Ontario; NOC = COVID19 Provincial Diagnostic Network Operations Centre; CCSO = Critical Care Services Ontario; dBCS = Daily Bed Census; CRCI = COVID-Related Critical Illness (COVID-Related Critical Illness (CRCI) is defined as: Admission to the ICU because of a clinical syndrome consistent with COVID, AND the patient has had a positive test that is consistent with acute COVID illness. COVID+ is a sub-set of CRCI patients whose last COVID test was positive.)

*Effective reproduction number (Rt) is updated twice weekly and not daily. Rt is not calculated for PHU Regions with case counts < 12 over the reporting period.

SPGCC= Système provincial de gestion des cas et des contacts; SPO = Santé publique Ontario; COR = Centre des opérations du réseau provincial de diagnostic de la COVID-19; SOSMPC = Services ontariens des soins aux malades en phase critique; RqL = Recensement quotidien des lits; MGLC = maladie grave liée à la COVID-19 (une maladie grave liée à la COVID-19 s'entend d'une maladie entraînant l'admission aux soins intensifs en raison d'un syndrome clinique correspondant à la COVID-19, ET le résultat du dépistage concorde avec une COVID-19 active. COVID+ est une série secondaire de patients dont le dernier dépistage de la COVID a été positif.)

*Le taux de reproduction effectif (Re) est mis à jour deux fois par semaine et non pas quotidiennement. Le Re n'est pas calculé pour les régions desservies par les BSP enregistrant < 12 cas pendant la période visée par le rapport.

Data are provided in English format / Le format des chiffres est le format anglo-saxon

Looking for more information?

- For more information about cases and deaths in Ontario over the course of this pandemic, and for breakdowns by region, age, and sex, please view the [Government of Ontario website](#) or the [Ontario COVID-19 Data Tool](#) by Public Health Ontario.
- Please visit the ministry website for [sector-specific guidance](#) and [directives, memorandums and other resources](#).

Vous cherchez d'autres renseignements?

- Pour obtenir d'autres renseignements sur les cas et les décès en Ontario pendant cette pandémie, et pour connaître la répartition par région, âge et sexe, consultez [le site Web du gouvernement de l'Ontario](#) ou [l'Outil de données de l'Ontario sur la COVID-19](#) publié par Santé publique Ontario.
- Consultez le site Web du Ministère pour obtenir le [document d'orientation](#) ainsi que les [directives, notes de service et autres ressources](#) particulières au secteur.



If you have received this e-mail in error, please contact the sender and delete all copies.
Opinions, conclusions or other information contained in this e-mail may not be that of the organization.

If you have received this message in error, please contact the sender and delete all copies.
The opinions, conclusions or other information contained in this post are not necessarily those of the organization.

